



UNIVERGE BLUE® MEET

Best practices for safe
and secure meetings



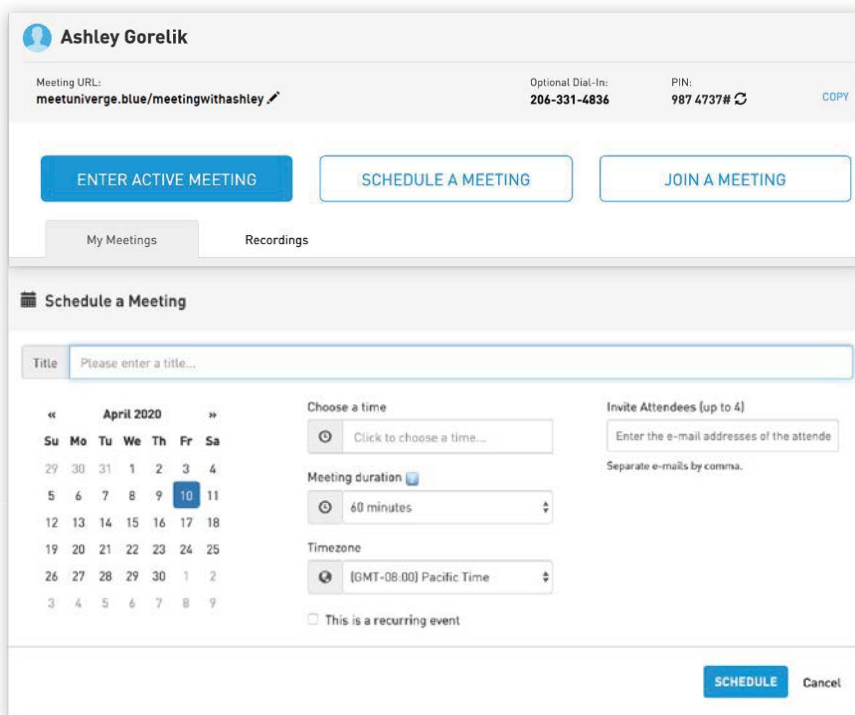


Here at NEC, we're dedicated to providing users with a safe and secure video conferencing experience from their office, home, and anywhere in between. Read this quick guide to learn how to keep your meetings secure when using UNIVERGE BLUE® MEET as a standalone service or with our UNIVERGE BLUE® CONNECT services.



BEFORE YOUR MEETING

There is a common misconception that meeting security is only relevant while meetings are taking place–this is false. With UNIVERGE BLUE® MEET, one of the best ways to secure your meetings is when you are scheduling them. When hosts send out meeting invites, their attendees receive a meeting code to join the meeting. Typically, this code stays the same for all of the meeting invites that a host sends out.



The screenshot shows the 'Schedule a Meeting' interface. At the top, it displays the user's name 'Ashley Gorelik', the meeting URL 'meetuniverge.blue/meetingwithashley', and contact information: 'Optional Dial-In: 206-331-4836' and 'PIN: 987 4737#'. Below this are three buttons: 'ENTER ACTIVE MEETING', 'SCHEDULE A MEETING', and 'JOIN A MEETING'. The 'Schedule a Meeting' form includes a title field, a calendar for selecting a date (April 2020), a 'Choose a time' dropdown, a 'Meeting duration' dropdown (set to 40 minutes), a 'Timezone' dropdown (set to [GMT-08:00] Pacific Time), and an 'Invite Attendees (up to 4)' field. A 'SCHEDULE' button and a 'Cancel' link are at the bottom right.

TIP:

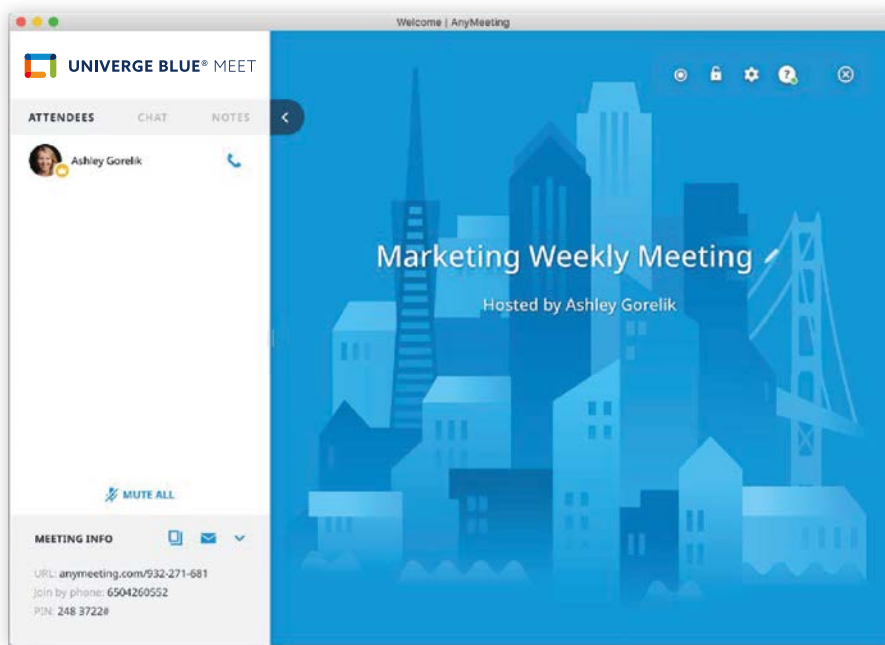
The most secure way to schedule your meeting is with the Meeting Dashboard. Each time you schedule a meeting using the Meeting Dashboard, UNIVERGE BLUE® MEET automatically generates new meeting attendee meeting PINs–ensuring an extra layer of privacy and security in every meeting.

How to do it:

- Go to your Meeting Dashboard (If you are using UNIVERGE BLUE® MEET with UNIVERGE BLUE® CONNECT, you can log in to your Meeting Dashboard using your CONNECT credentials) on your chrome browser
- Click 'Schedule Meeting'
- Enter meeting details, then click 'Schedule Meeting'
- UNIVERGE BLUE® MEET automatically generates random attendee PINs and sends them to your attendees

DURING YOUR MEETING

Another great way for a host to ensure meeting security is to use the Meeting Lock feature while in an active meeting. The meeting lock feature ensures that no one else can join your meeting once you've locked it. When your meeting starts, take a quick roll-call to make sure you know each of your attendees and then lock the meeting to keep out any potential interlopers.



TIP:

Give participants a few minutes to join your meeting before you lock it to ensure you're not locking someone out who is actually supposed to be there!

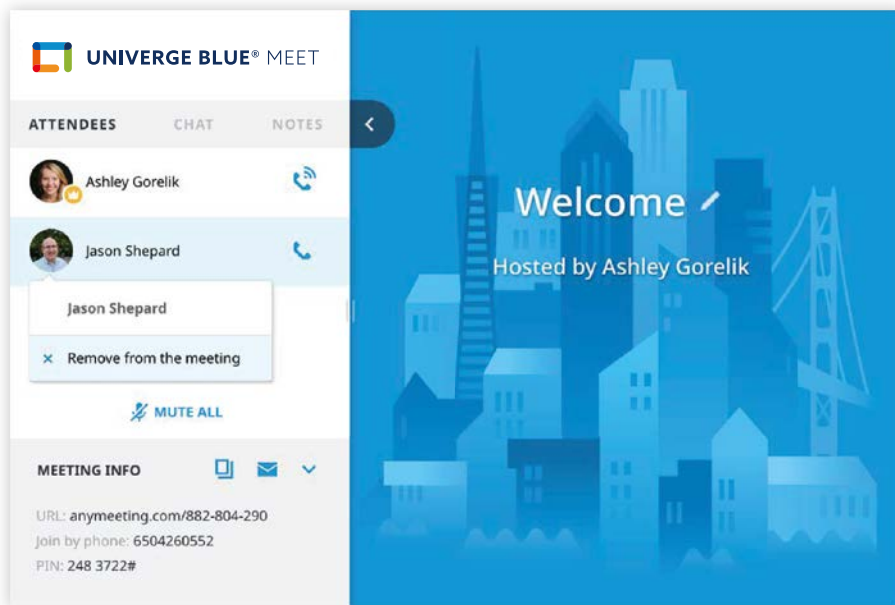
How to do it:

- Hover over the top of your meeting screen so you can see the top navigation
- Click the lock button (located in the top navigation of your meeting)
- Hosts can also unlock the meeting to let late arrivals in and then relock again once the attendee has arrived

During your meeting, if there is an unwanted attendee, UNIVERGE BLUE® MEET makes it easy to kick that individual out of the meeting.

How to do it:

- From your attendee list, click on the name of the person you want to kick out
- Click 'Remove from meeting'



ADDITIONAL BEST PRACTICES FOR MEETING SECURELY

Reset your PINs frequently

You can refresh your attendee PINs as many times as you want. We recommend to refresh your pins frequently for tighter security.

NOTE: Any meeting invitations you've sent out with old PINs will need to be updated with new PINs—otherwise, attendees won't be able to access your meeting.

How to do it:

- Go to Meeting Dashboard (If you are using UNIVERGE BLUE® MEET with UNIVERGE BLUE® CONNECT, you can log in to your Meeting Dashboard using your UNIVERGE BLUE® CONNECT credentials)
- Click the refresh icon next to PIN
- UNIVERGE BLUE® MEET automatically generates a new meeting PIN

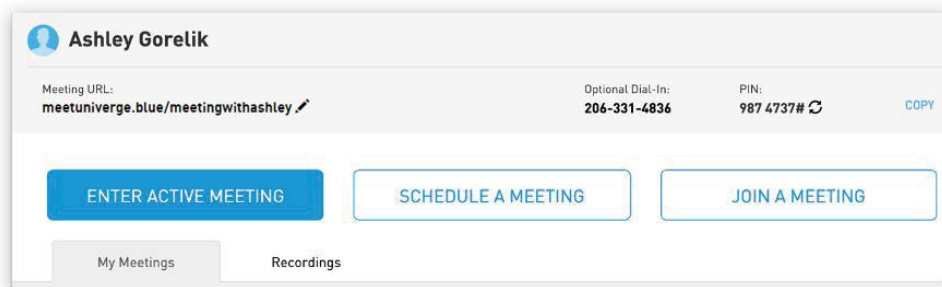
TIP:

While UNIVERGE BLUE® MEET automatically generates new attendee PINs for scheduled meetings—we recommend you refresh your PINs often for adhoc meetings.

BE CAREFUL WHERE YOU POST YOUR MEETING INFORMATION

We recommend only sharing your meeting information via meeting invites to your specific attendees.

It's important to remember that meeting security is a shared responsibility between you (the user) and the tool you've chosen. As a user, you should always practice security best practices to keep your meetings safe and private—and trust our team to take care of the rest.



TIP:

Don't share your custom meeting URL and conference PINs in any public forums. You never know who might read this to try and join your meetings.

 OVER
\$26 BILLION
REVENUE

 **#1**

SMB & ENTERPRISE
COMMS **WORLDWIDE**

LEADER IN
BIOMETRICS




75 MILLION
GLOBAL USERS



TOP 100
GLOBAL INNOVATORS
(THOMSON REUTERS)



RECOGNIZED
AS A LEADER
BY FROST & SULLIVAN
IN ENTERPRISE
COMMUNICATIONS
TRANSFORMATION



125+
COUNTRIES

GLOBAL 100
MOST SUSTAINABLE
COMPANIES IN THE WORLD
(CORPORATE KNIGHTS)



4,000+
CHANNEL
PARTNERS


107,000
TEAM MEMBERS
WORLDWIDE



For further information please contact NEC Corporation of America or:

About NEC Corporation – NEC Corporation is a leader in the integration of IT and network technologies that benefit businesses and people around the world. By providing a combination of products and solutions that cross utilize the company's experience and global resources, NEC's advanced technologies meet the complex and ever-changing needs of its customers. NEC brings more than 120 years of expertise in technological innovation to empower people, businesses and society.

April 2020 – NEC is a registered trademark of NEC Corporation. All Rights Reserved. Other product or service marks mentioned herein are the trademarks of their respective owners. Models may vary for each country, and due to continuous improvements this specification is subject to change without notice.

© Copyright 2020. All Rights Reserved.

Americas (US, Canada, Latin America)
NEC Corporation of America
www.necam.com

EMEA (Europe, Middle East, Africa)
NEC Enterprise Solutions
www.nec-enterprise.com

Australia
NEC Australia Pty Ltd
au.nec.com

Asia Pacific
NEC Asia Pacific
www.nec.com.sg

Corporate Headquarters (Japan)
NEC Corporation
www.nec.com